
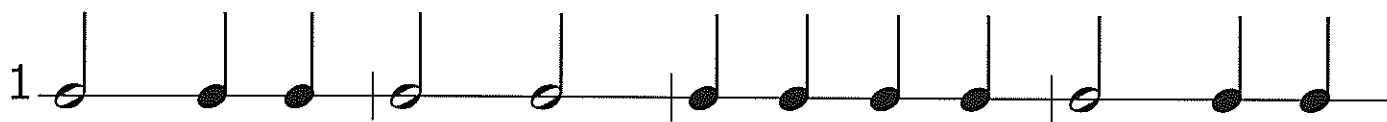
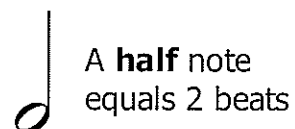
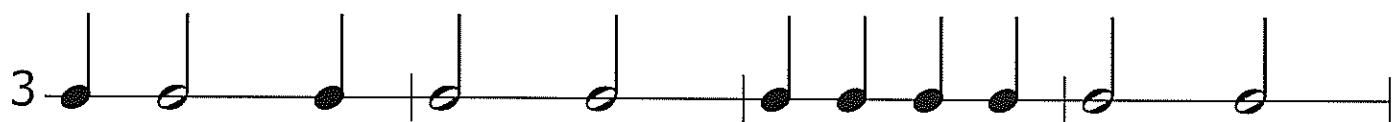


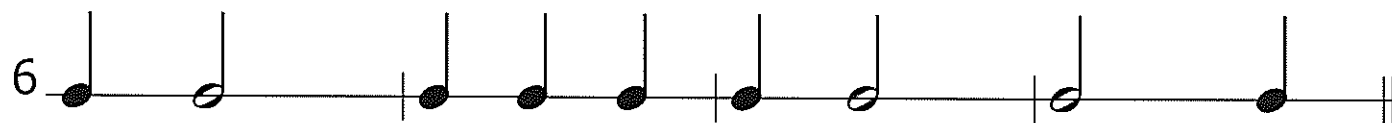
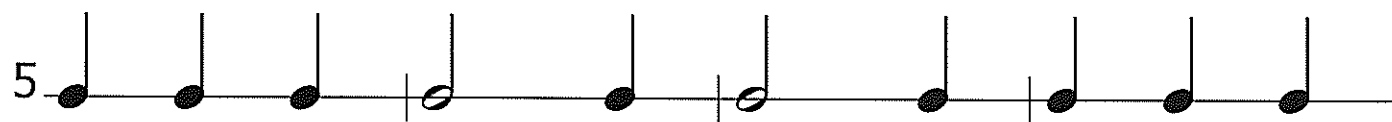
Head Joint Rhythm Fun



Lines 1 and 2 can be played together to make a duet.



Lines 3 and 4 can be played as a duet.



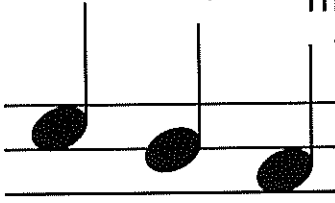
Lines 5 and 6 can be played as a duet.

- 1) Play with the end of the head joint open.
- 2) Play with the end of the head joint closed. (low and high)
- 3) Play half notes with the head joint open and quarter notes closed.

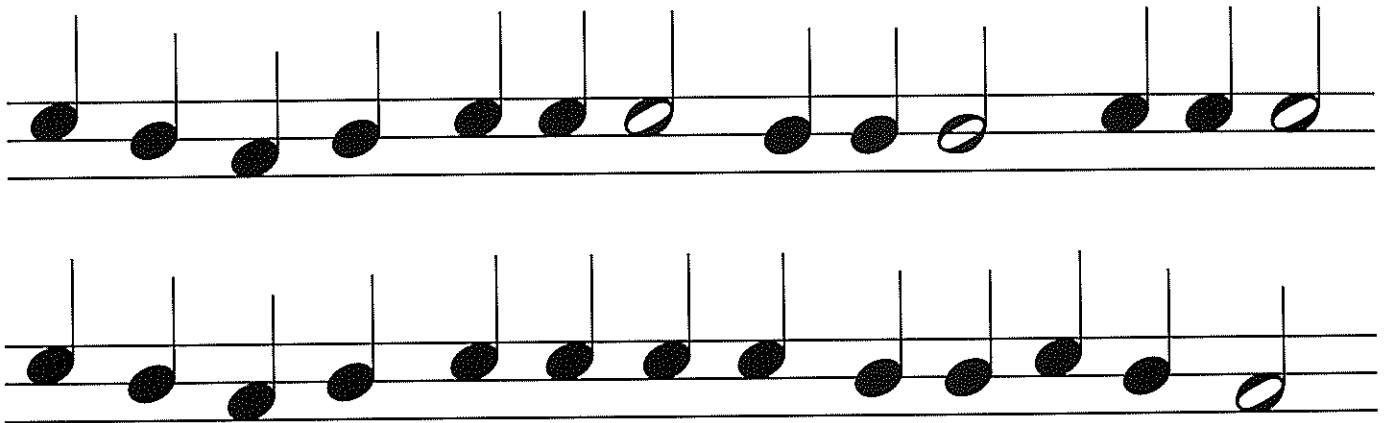
To play the high note, leave the end of the head joint uncovered.

To play the middle note, slide your right hand pointer finger into the end of the head joint to your first knuckle.

To play the lower note, slide your right hand pointer finger into the end of the head joint to your second knuckle.



Mary Had a Little Lamb



Swinging High

